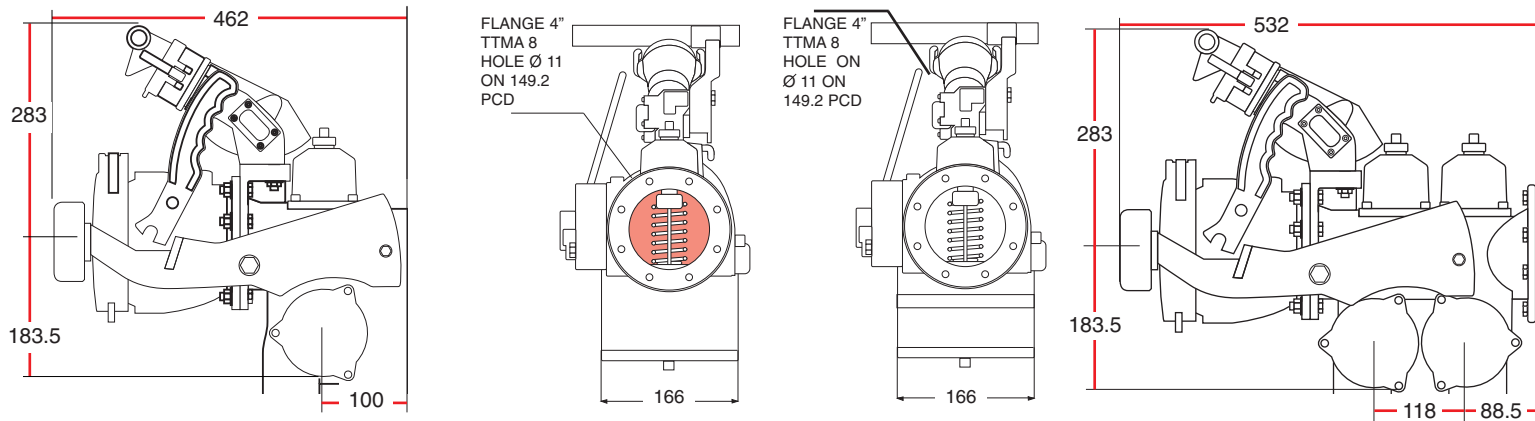
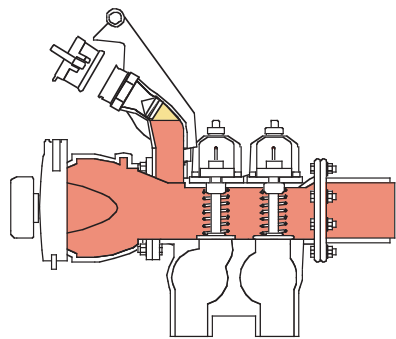


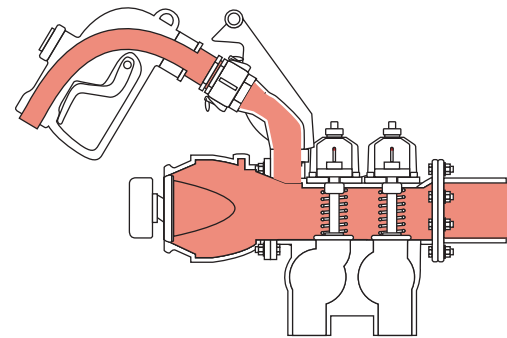
DIMENSIONS



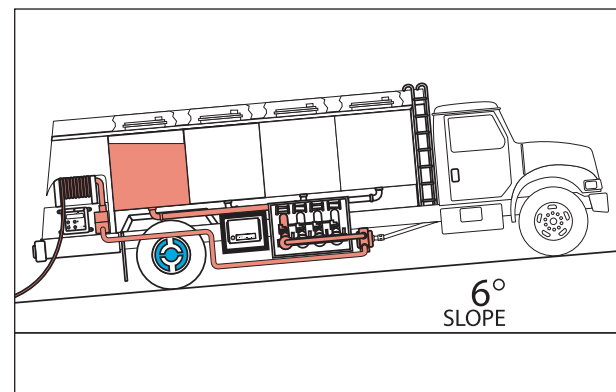
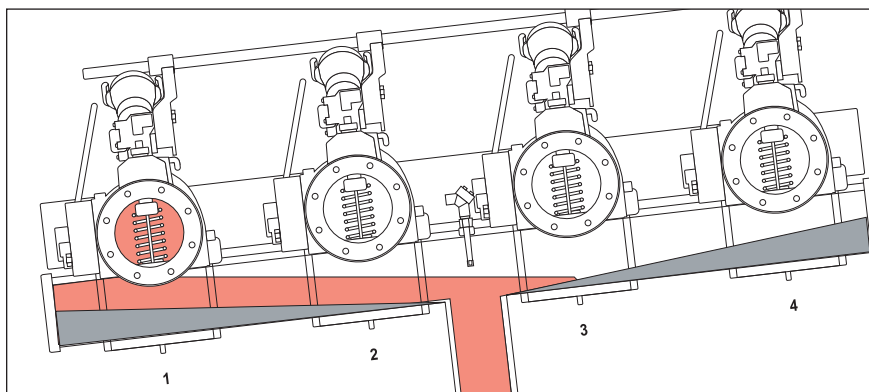
OPTIONAL PRODUCT RETURN SPOUT



Designed to facilitate quick line changes, the product return spout is centrally located and angled to provide for easy connection. An interlock switch that receives a signal from the operator interface unit and main control unit releases the guard bar. A tight-fill nozzle is connected to the spout to allow for the return of fuel left in the hose to the appropriate fuel compartment. A sight glass on the spout allows the driver to see the return product flow to help facilitate accurate product changes.



OPTIONAL DRAIN WEDGES



A fully drained manifold can be ensured through the use of our unique drain wedge system. Available in a variety of different lengths, the wedges accommodate fuel delivery on slopes of 6 degrees and a wide range of suction outlet positions.

civaconTM
CARGO TANK PRODUCTS GROUP

4304 MATTOX ROAD
KANSAS CITY, MO 64150
TELEPHONE: +1 888 526 5657
FAX: +1 888 634 1433
WWW.CIVACON.COM
SALES@CIVACON.COM

©2004 CIVACON

civacon

REAL WORLD. REAL SOLUTIONS.



**IT'S
TIME
TO
ELIMINATE**

**THE
MESS
THE
SPILLS
THE
HASSLES
AND THE
ERRORS**

FROM YOUR FUEL DELIVERY PROCESS.



Civacon™ | DUAL MANIFOLD & FUEL CONTROL SYSTEM

THE CLEANEST, MOST HASSLE-FREE AND ACCURATE WAY TO MAKE FUEL DELIVERIES

Enhance Your Fuel Transfer Productivity, Profitability, and Peace-of-Mind.

The New CIVAFLO™ Dual Manifold & Fuel Control System by CIVAICON helps improve the quality and performance of your delivery service.

Eliminate the number of adaptors, couplers, and jumper hoses needed to unload fuel:

- Improves Driver Productivity
- Improves Driver Safety
- Eliminates Mess and Hassles
- Reduces Potential Environmental Hazards and Clean-Up Costs

Increase your control. Ensure that pipe connections are correctly matched with fuel compartments before any fuel can be unloaded:

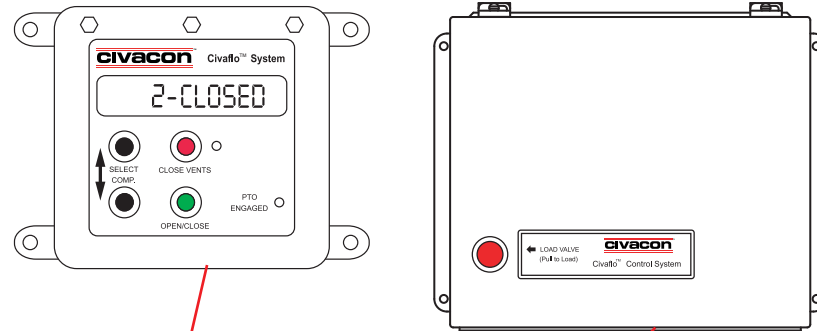
- Ensures Quality Control On All Deliveries
- Reduces Potential Product Cross Contamination
- Enhances Security
- Improves Your Peace-of-Mind

FOR MORE INFORMATION CONTACT US TODAY

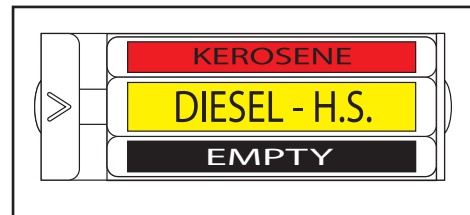
CIVAICON™
CARGO TANK PRODUCTS GROUP

TELEPHONE: +1 888 526 5657
FAX: +1 888 634 1433
WWW.CIVAICON.COM
SALES@CIVAICON.COM

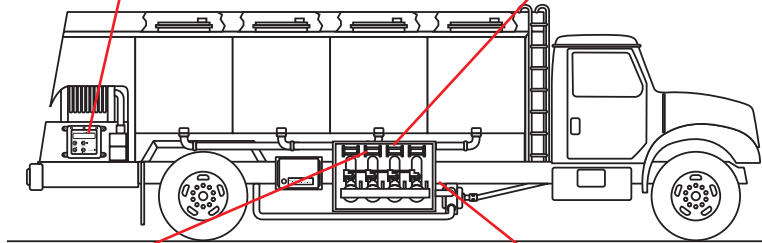
Operator Interface Unit – The operator interface unit enables the driver to scroll through eight (8) fuel compartment selections, notify the manifold system main controller to open and close the appropriate manifolds, sequential vents and internal valves, and switch compartments between deliveries. Activated by the PTO switch inside the truck, the operator interface unit is always aligned with the appropriate fuel pump and is electro-mechanically coordinated with the PGI dials to ensure accurate fuel compartment selection at all times.



Manifold System Main Control Unit
The manifold system main control unit is air activated by the parking brakes and PTO switch from inside the truck. The unit receives its operating instructions from the operator interface unit before providing an air signal to the sequential vents, appropriate emergency valves and the selected manifold interlock switch, to activate the Civacon™ system. To ensure safety, the vehicle's braking system is automatically engaged before the system can be activated.



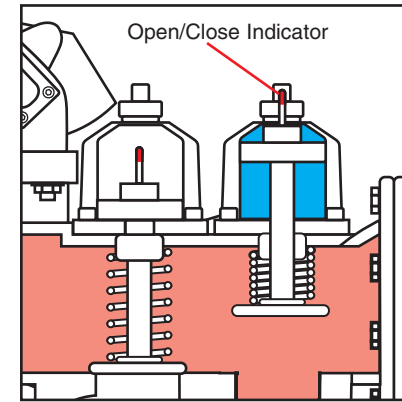
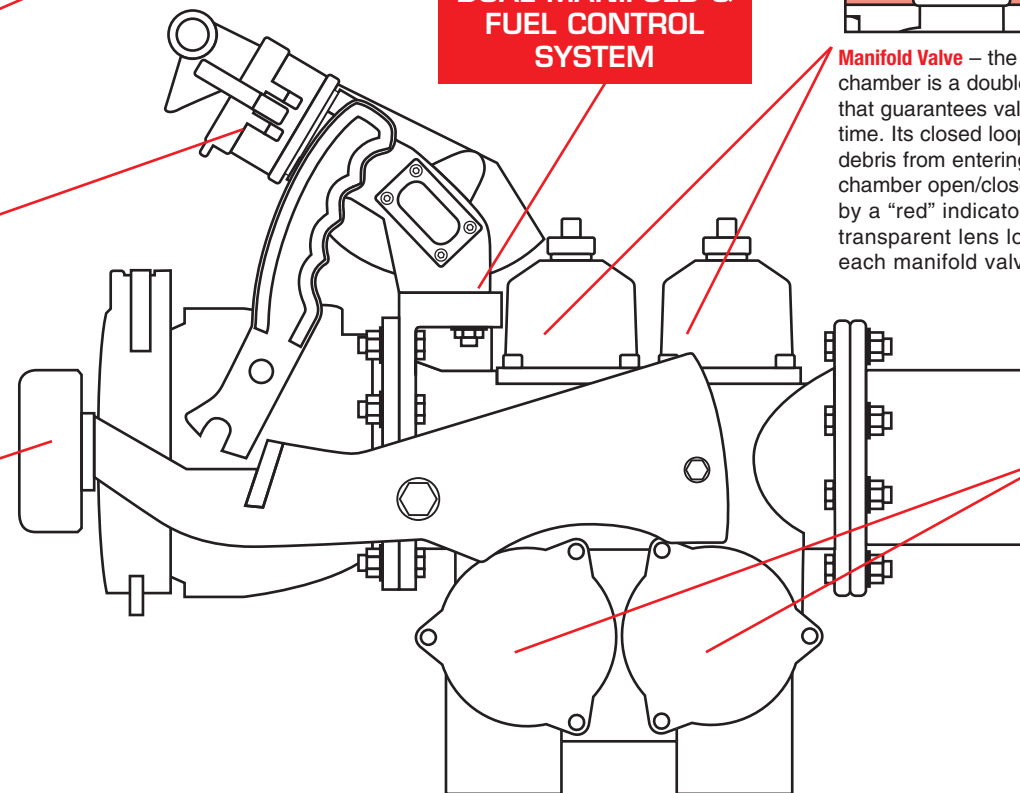
Electro-Mechanical PGI – An electro-mechanical PGI is situated above each manifold and API coupler. During the loading process, the driver sets the PGI dial to indicate the fuel being loaded. This sends an electro-magnetic signal to the operator interface unit. Upon unloading, the operator interface unit and the PGI must be coordinated before the manifold lock bar will be released or the manifold opened to unload fuel.



DUAL MANIFOLD & FUEL CONTROL SYSTEM

Optional Product Return Spout – designed to facilitate quick line changes, the product return spout is centrally located and angled to provide for easy connection. A sight glass on the spout allows the driver to see the return product flow to help facilitate accurate product changes.

Guard Bar Assembly – an air interlock switch is activated from the system control panel to provide access to manifold connections. This feature prevents unauthorized access to fuel compartments and restricts access to the manifold/API couplers unless the PGI and Operator Interface Unit are coordinated during the offloading process to ensure that the appropriate fuel connections are made.



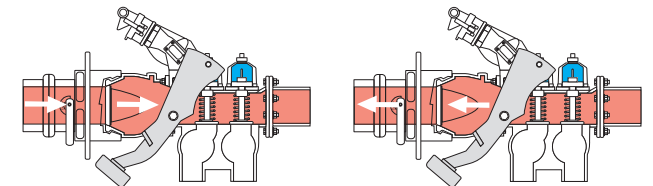
Manifold Valve – the air activated manifold chamber is a double-acting cylinder assembly that guarantees valve opening/closing every time. Its closed loop pneumatic system keeps debris from entering the valve. The manifold chamber open/close status is clearly indicated by a "red" indicator visible through the transparent lens located on the top of each manifold valve.

Interlocked/Independent Manifold Galleries

Two different fuel types can be dispensed from the same vehicle by simply selecting between the two independent manifold galleries. The air activation system only allows one manifold to be opened at any time. The manifold galleries are specific to either the gasoline or the diesel PTO and pump, this means that the manifold chambers are discriminate depending on the fuel selected to ensure that cross contamination is never a problem.

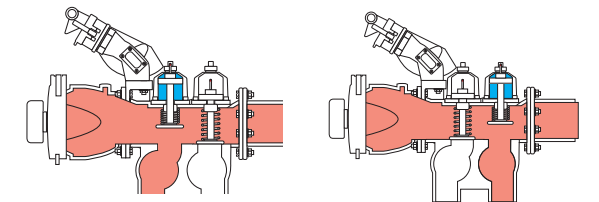
Manifold Operation

The Civacon™ dual manifold provides a wide range of options depending on your particular loading or unloading arrangement:



Bottom Loading
The guard bar is released to provide access to the API coupler. Both manifold valves remain closed providing for high, unobstructed flow rates

Gravity Drop Unloading
The appropriate compartment is selected; the guard bar is released and the manifold valves remain in the closed position



Pump Unloading – Manifold and Valve Operation
During pump unloading, the appropriate manifold and valve is selected to allow the flow of fuel into the collection tubes, through the pump and then dispensed through the meter and hose.

